



**ONE40**

*Celebrating 140 years  
of produce broking...*


**FORBES & WALKER TEA BROKERS PVT LTD**

# **WEEKLY TEA MARKET REPORT**

**SALE NO**

**25**

**01ST/02ND  
JULY 2025**





## Overall Market

	QTY (M/KGS)	DEMAND
Ex Estate	0.83	Fair
High & Medium	0.91	Good
Leafy	0.88	Good
Semi Leafy	0.67	Good
Tippy/Small Leaf	0.89	Good
Premium Flowery	0.06	Good
Off Grade	1.51	Fair
Dust	0.62	Fair
<b>Total</b>	<b>6.38</b>	<b>Good general</b>

## ORDER OF SALE

SALE NO : 25

01ST/02ND JULY 2025

EX-ESTATE	LG LARGE LEAF LG SMALL LEAF/BOP1A/ PREMIUM	HIGH & MEDIUM/OFF GRADE /DUST
Mercantile Produce Brokers (Pvt) Ltd	John Keells PLC	<b>Forbes &amp; Walker Tea Brokers (Pvt) Ltd</b>
Asia Siyaka Commodities PLC	Lanka Commodity Brokers Ltd	Bartleet Produce Marketing (Pvt) Ltd
<b>Forbes &amp; Walker Tea Brokers (Pvt) Ltd</b>	Asia Siyaka Commodities PLC	Lanka Commodity Brokers Ltd
Eastern Brokers Ltd	Mercantile Produce Brokers (Pvt) Ltd	Ceylon Tea Brokers PLC
Ceylon Tea Brokers PLC	Eastern Brokers Ltd	Eastern Brokers Ltd
John Keells PLC	<b>Forbes &amp; Walker Tea Brokers (Pvt) Ltd</b>	John Keells PLC
Bartleet Produce Marketing (Pvt) Ltd	Ceylon Tea Brokers PLC	Asia Siyaka Commodities PLC
Lanka Commodity Brokers Ltd	Bartleet Produce Marketing (Pvt) Ltd	Mercantile Produce Brokers (Pvt) Ltd

## AUCTION DETAILS

**AT THIS WEEK'S SALE 12,290 LOTS TOTALLING 6,380,763 KGS WERE ON OFFER. THE BREAKDOWN IS AS FOLLOWS:**

	LOTS	QUANTITY
Ex Estate	826	831,010
Main Sale - High & Medium	1,954	907,258
Low Grown - Leafy	2,231	885,942
Low Grown - Semi Leafy	1,533	674,676
Low Grown - Tippy	1,916	895,525
Premium Flowery	364	57,364
Off Grades	2,805	1,508,514
Dust	661	620,474
<b>Total</b>	<b>12,290</b>	<b>6,380,763</b>
Re - Prints	1,149	624,183

### SETTLEMENT DATES

**04/07/2025   08/07/2025   09/07/2025**

10% Payment

Buyers Prompt

Sellers Prompt

### Quality

High & Mediums Grown showed a marginal improvement, whilst the Low Grown were similar to last.

## COMMENTS

Auction offerings totalled 6.4 M/Kgs, marginally lower to the 6.5 M/Kgs on offer the previous week. Following the Iran-Israel ceasefire, a greater degree of stability was witnessed in the market and an upward trend in prices all round.

Ex-Estate offerings totalled 0.83 M/Kgs and here again, marginally lower to the 0.86 M/Kgs on offer the previous week. Overall quality of teas on offer were slightly preferable to last.

Improved demand, particularly for the better Westerns, which appreciated by Rs. 50-100 per kg and more. Prices at the lower end of the market for the BOP's were weak and were firm to Rs. 50 per kg easier in most instances. Corresponding BOPF's often appreciated by a similar margin widening the price parity at the lower end between BOP/BOPF's greatly in favour of the latter. Nuwara Eliya BOP/BOPF's were mostly unsold in the backdrop of weak quality. Uda Pussellawas' were firm and easier, whilst the Uva BOP/BOPF's were firm and dearer and here again, particularly for BOPF grade.

CTC teas - BP1's had hardly any offerings. PF1's - High & Mid Grown were firm and up to Rs. 50 per kg dearer for the better teas, whilst the Low Grown continued to sell well at firm to marginally dearer rates.

It was heartening to witness the better teas realising substantial price gains vis-à-vis their poorer counterparts and a significant price parity between the two would certainly be of encouragement to producers of good quality teas.

Selective buying on account of shippers to the UK and the continent. Shippers to Japan, China and South Africa were reasonably active, whilst shippers to the CIS and the Middle East lent good support.

From a global perspective, there appears to be a dearth of good quality teas vis-à-vis the plainer/poorer counterparts and in these circumstances with overall volumes showing a decline, tea prices are likely to remain buoyant in the forthcoming sales.

Low Grown totalled approximately 2.5 M/Kgs. All categories met with good demand.

In the Leafy and Semi-Leafy catalogues, Select Best and Best BOP1's were firm to dearer, whilst the balance together with the bolder varieties sold around last levels. Well-made OP1's appreciated, whilst the balance eased. Well-made OP's together with cleaner Below Best and shorter varieties were dearer. However, the balance together with the mixed/open varieties were irregular. Well-made OPA's were dearer, whilst the balance maintained at last levels. Select Best and Best PEK's were firm to dearer, whilst the balance together with the mixed/open varieties were easier. Teas at the bottom sold around last levels. Well-made PEK1's appreciated, whilst the balance sold around last levels.

In the Tippy catalogue, well-made FBOP's together with the cleaner Below Best and cleaner teas at the bottom appreciated, whilst the balance were firm on last. Select Best FF1's were firm, whilst the Best and Below Best varieties together with cleaner teas at the bottom were dearer. The balance sold around last levels.

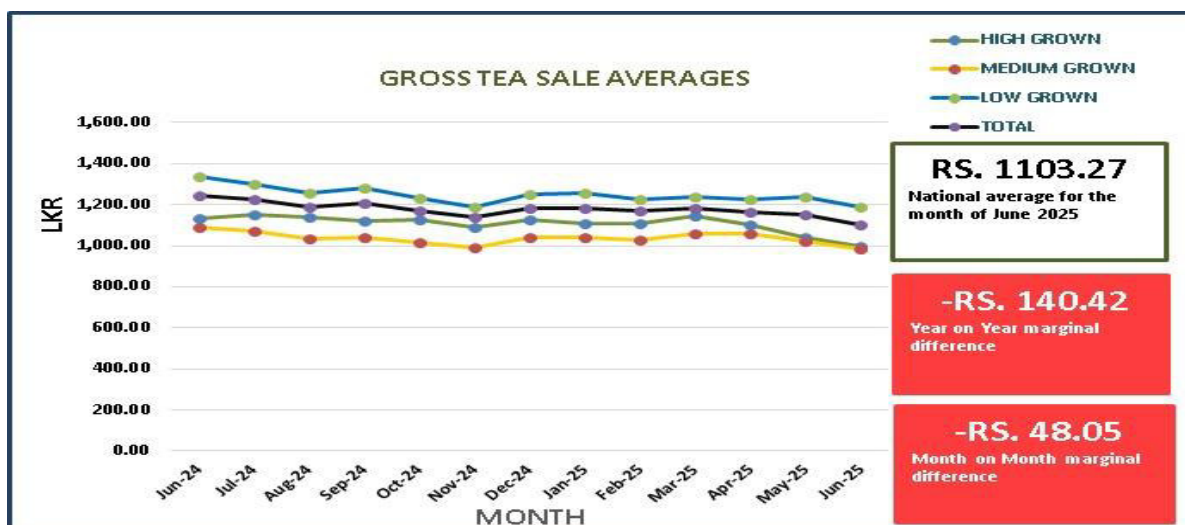
In the Premium catalogue, Very Tippy teas together with the Best and Below Best varieties met with good demand and were dearer, whilst the balance too appreciated to a lesser extent.

### NOTE

Next week's Auction (Sale No. 26) is scheduled for Monday, 7 July and Tuesday, 8 July 2025

# NATIONAL TEA SALES AVERAGES

## (JUNE 2025)



### Key Highlights:

- Total Elevation Average declined by Rs. 48.05 in comparison to the previous month
- Cumulative variance recorded a negative Rs. 107.13 and USD 0.23 against January-June 2024
- All elevations recorded negative variances both in LKR and USD terms month on month and cumulatively

In Sri Lankan Rupees								
	25-Jun	25-May	MOM Variance	24-Jun	YOY Variance	To date 2025	To date 2024	YOY Variance
High Grown	996.85	1,038.64	-41.79	1,133.00	-136.15	1,078.13	1,153.23	-75.10
Medium Grown	986.38	1,024.08	-37.70	1,087.07	-100.69	1,029.89	1,098.61	-68.72
Low Grown	1,187.39	1,240.70	-53.31	1,336.85	-149.46	1,228.85	1,359.05	-130.20
Total	1,103.27	1,151.32	-48.05	1,243.69	-140.42	1,158.54	1,265.67	-107.13
In U.S. Dollars								
	25-Jun	25-May	MOM Variance	24-Jun	YOY Variance	To date 2025	To date 2024	YOY Variance
High Grown	3.32	3.47	-0.15	3.73	-0.41	3.62	3.76	-0.14
Medium Grown	3.29	3.42	-0.13	3.58	-0.29	3.46	3.58	-0.12
Low Grown	3.96	4.14	-0.18	4.40	-0.44	4.13	4.43	-0.30
Total	3.68	3.85	-0.17	4.09	-0.41	3.89	4.12	-0.23

Source – Sri Lanka Tea Board (For statistical purposes only)

### NOTE: The USD values are provisional

- \* National tea sales average for the month of June 2025 recorded Rs. 1,103.27 (USD 3.68), recording a decline of Rs. 48.05 (USD 0.17) in comparison with the May 2025 average of Rs. 1,151.32 (USD 3.85).
- \* In comparison to the June 2024 average of Rs. 1,243.69 (USD 4.09), shows a decline of Rs. 140.42 (USD 0.41) YOY.
- \* Total National Sale Average for the year 2025 (to-date) was recorded at Rs. 1,158.54 (USD 3.89), a decline of Rs. 107.13 (USD 0.23) against the corresponding year's average of Rs. 1,265.67 (USD 4.12).

### Elevation-Wise Analysis – June 2025:

- \* High Grown average in June 2025 recorded a decrease of Rs. 41.79 and USD 0.15 month on month, whilst a decline of Rs. 136.15 and USD 0.41 was witnessed vis-à-vis June 2024.
- \* Medium Grown average in June 2025 recorded a negative variance of Rs. 37.70 and USD 0.13 month on month, whilst a decline of Rs. 100.69 and USD 0.29 was witnessed vis-à-vis June 2024.
- \* Low Grown average in June 2025 recorded a decrease of Rs. 53.31 and USD 0.18 month on month, whilst showing a decrease of Rs. 149.46 and USD 0.44 vis-à-vis June 2024.
- \* All regions recorded negative variances during the period January-June 2025 in comparison to the cumulative corresponding period of 2024 both in LKR and USD terms.

(Refer statistical details on Page No. 13)

## World Tea News

### Kenya tea crop down by 18% in 1Q 2025

Kenya's tea production declined by 18.8 percent in the first quarter of 2025 due to unfavorable weather conditions. The country produced 136.91 million kilograms of tea during the period, down from 168.76 million kilograms in the same period in 2024. The drop was largely attributed to extremely hot and dry conditions, coupled with a delayed onset of the long rain season, which typically runs from March to May.

Production for the whole year is projected at 580 million kilograms, which will be lower compared to 594 million kilograms in 2024 but slightly higher than 570 million kilograms in 2023.

Kenya's tea-growing regions are primarily located in the central and Rift Valley areas, with the latter experiencing the most significant decline in Output. Revenue from tea exports fell by 20 percent in the first quarter, totaling 46.07 billion shillings (about 361 million U.S. dollars).

*Source: Tea Board of Kenya (Extracts), Courtesy: Tea Exporters' Association Sri Lanka*



# CROP AND WEATHER

FOR THE PERIOD 25 June - 01 July 2025

## Western/Nuwara Eliya Regions



The Western Region reported rain, whilst the Nuwara Eliya Region reported bright weather throughout the week. The Department of Meteorology expects showers in both regions in the week ahead.

## Uva/Udapussellawa Regions



Bright weather was reported from the Uva and Uda Pussellawa regions throughout the week. According to the Department of Meteorology, showers are expected in both regions in the week ahead.

## Low Grown



The Low Grown Region reported bright mornings and occasional evening showers throughout the week. Fairly strong winds are expected in the Low Grown Region in the week ahead according to the Department of Meteorology.

## Crop

The Nuwara Eliya Region maintained the crop intake, whilst the Western, Uva, Uda Pussellawa and Low Grown regions reported a decrease.

## HIGH GROWN TEAS

■ Incline from last week  
■ Decline from last week  
■ Static Market

### BOP

Western's in the Best and Below Best categories - A selection of teas gained by Rs. 100-200 per kg following special inquiry, whilst the others were irregular. Teas at the lower end of the market declined by up to Rs. 50 per kg. Nuwara Eliya's were mostly unsold. Uda Pussellawa's were Rs. 20-40 per kg easier, whilst the Uva's were firm and dearer by a similar margin.

### BOPF

Western's in the Best and Below Best categories gained by Rs. 50-100 per kg and substantially more for select invoices following quality/special inquiry, whilst the others were firm and dearer to a lesser extent. At the lower end of the market, select coloury teas appreciated by up to Rs. 50 per kg, whilst the others were irregular. Nuwara Eliya's were mostly unsold. Uda Pussellawa's declined by Rs. 20-40 per kg. Uva's - Select high-priced teas of last week were generally firm, whilst the other clean leaf coloury sorts gained by up to Rs. 100 per kg.

### OP/OPA

Well-made varieties were firm, whilst the others and poorer sorts were dearer by Rs. 20 per kg.

### PEKOE/PEKOE1

Flavoury PEK's declined by Rs. 40-60 per kg and were mostly unsold, whilst the Orthodox Leafy PEK's gained by Rs. 40 per kg. Best PEK1's appreciated by Rs. 40-60 per kg. Best Rotovane PEK's sold at last levels, whilst the others declined and were mostly unsold.

### FBOP/FBOPF1

Select Best flavoury FBOP's declined by Rs. 60-80 per kg and were mostly unsold. Better Orthodox FBOP's appreciated by Rs. 40 per kg, whilst the FBOPF1's gained by Rs. 40-60 per kg. Below Best FBOP/FBOPF1's appreciated by Rs. 40 per kg, whilst the teas at the lower end were dearer by Rs. 40-60 per kg.

### QUOTATIONS LKR

SALE DTE	BOP		BOPF		PEKOE/FBOP		OP	
	24/25 Jun	01/02 Jul	24/25 Jun	01/02 Jul	24/25 Jun	01/02 Jul	24/25 Jun	01/02 Jul
Best Westerns	1140-1260	<span style="color: green;">1180 - 1480</span>	1200-1380	<span style="color: green;">1280 - 1500</span>	1200-1500	<span style="color: green;">1260 - 1650</span>	980-1180	<span style="color: red;">1000 - 1120</span>
Below Best Westerns	960-1120	<span style="color: red;">920 - 1160</span>	1020-1180	<span style="color: green;">1100 - 1260</span>	980-1180	<span style="color: green;">1040 - 1240</span>	900-960	<span style="color: green;">940 - 1000</span>
Plainer Westerns	830 - 940	<span style="color: gold;">820 - 900</span>	800-1000	<span style="color: green;">830 - 1080</span>	870-960	<span style="color: red;">830 - 1020</span>	850-890	<span style="color: green;">900 - 920</span>
Nuwara Eliyas	N/A	<span style="color: red;">N/A</span>	N/A	<span style="color: green;">1100 -</span>	960-1400	<span style="color: red;">880 - 1180</span>	N/A	<span style="color: green;">920 - 960</span>
Brighter Udapussellawas	850	<span style="color: green;">890 - 940</span>	940-1000	<span style="color: green;">960 - 1060</span>	1140-1300	<span style="color: green;">1200 - 1500</span>	940-1160	<span style="color: red;">980 - 1040</span>
Other Udapussellawas	820 - 840	<span style="color: green;">840 - 850</span>	850 - 900	<span style="color: red;">850 - 880</span>	900-1120	<span style="color: red;">880 - 1180</span>	880-920	<span style="color: red;">850 - 960</span>
Best Uvas	1000-1040	<span style="color: green;">1060 - 1120</span>	1060-1160	<span style="color: green;">1160 - 1240</span>	1200-1480	<span style="color: green;">1240 - 1550</span>	1020-1140	<span style="color: gold;">1020 - 1140</span>
Other Uvas	870 - 980	<span style="color: green;">880 - 1020</span>	860-1020	<span style="color: green;">940 - 1120</span>	880-1180	<span style="color: red;">850 - 1220</span>	900-1000	<span style="color: red;">860 - 1000</span>

## MEDIUM GROWN TEAS

■ Incline from last week  
■ Decline from last week  
■ Static Market

<b>BOP</b>	Irregular and easier.
<b>BOPF</b>	Gained by up to Rs. 50 per kg with the exception of the poor leaf types which were unsold.
<b>OP/OPA</b>	Well-made OP/OPA's were firm on last, whilst the others gained by Rs. 20-40 per kg.
<b>PEKOE/PEKOE1</b>	Bold PEK's appreciated by Rs. 20-40 per kg, whilst the others were dearer by Rs. 40-60 per kg. Best PEK1's gained by Rs. 40 per kg, whilst the Below Best and bottom end types appreciated by Rs. 40-60 per kg.
<b>FBOP/FBOPF1</b>	A few Select Best FBOP's declined by Rs. 60-80 per kg, whilst the others appreciated by Rs. 40 per kg. Better FF1's appreciated by Rs. 40 per kg, whilst the others in the Best and Below Best categories were dearer by Rs. 60 per kg. Teas at the lower end gained by Rs. 40 per kg.

QUOTATIONS LKR SALE DTE	BOP		BOPF		PEKOE/FBOP		OP	
	24/25 Jun	01/02 Jul	24/25 Jun	01/02 Jul	24/25 Jun	01/02 Jul	24/25 Jun	01/02 Jul
Good Mediums	1500-1550	1300 - 1550	850-1020	1040 - 1100	1280-2500	1320 - 1650	1020-1160	1040 - 1160
Other Mediums	880 - 940	820 - 1160	720 - 840	780 - 940	820-1260	870 - 1300	760-1000	800 - 1020

## UNORTHODOX / CTC TEAS

<b>HIGH GROWN</b>	BP1s - Hardly any offerings. PF1s - Gained by Rs. 50 per kg and more for select invoices.
<b>MEDIUM GROWN</b>	BP1s - Mostly unsold. PF1s - Better sorts were firm. Other improved sorts gained by up to Rs. 50 per kg, whilst the poorer sorts continued to sell around last.
<b>LOW GROWN</b>	BP1s - Irregular. PF1s - Firm and marginally dearer.

QUOTATIONS LKR SALE DTE	BP1		PF1	
	24/25 Jun	01/02 Jul	24/25 Jun	01/02 Jul
High Grown	N/A	N/A	860-1060	880 - 1140
Medium Grown	N/A	N/A	850-1120	870 - 1140
Low Grown	1120-1160	1240 -	1080-1440	1140 - 1500



## OFF GRADES

<span style="color: green;">■</span>	Incline from last week
<span style="color: red;">■</span>	Decline from last week
<span style="color: gold;">■</span>	Static Market

### FGS1/FGS

Teas in the Best category which commenced firm on last levels, declined towards the latter part of the sale. Below Best varieties were firm to dearer following quality. Teas at the lower end of the market maintained. Low Grown - Clean leaf varieties together with the Below Best varieties were firm to dearer, whilst the teas at the bottom end of the market declined sharply. CTC - Which commenced firm, declined as the sale progressed.

### BROKENS

In general, were firm.

### BOP1A

Main Grade reducer varieties in the Best category were firm, whilst the balance were easier by Rs. 20 per kg and declined further towards the latter part of the sale. Below Best varieties which commenced easier by Rs. 10-20 per kg, continued to decline as the sale progressed, whilst the poorer sorts maintained.

### QUOTATIONS LKR

SALE DTE	HIGH		MEDIUM		LOW	
	24/25 Jun	01/02 Jul	24/25 Jun	01/02 Jul	24/25 Jun	01/02 Jul
Better Fannings (Orthodox)	770-1040	<span style="color: green;">790 - 1120</span>	790-840	<span style="color: gold;">790 - 840</span>	790-880	<span style="color: green;">800 - 870</span>
Better Fannings (CTC)	N/A	<span style="color: red;">N/A</span>	840	<span style="color: green;">860 - 900</span>	800-940	<span style="color: red;">780 - 1200</span>
Other Fannings (Orthodox)	660-760	<span style="color: red;">620 - 780</span>	640-780	<span style="color: gold;">620 - 780</span>	620-780	<span style="color: red;">600 - 790</span>
Other Fannings (CTC)	N/A	<span style="color: red;">N/A</span>	750-760	<span style="color: red;">700 - 760</span>	650-780	<span style="color: green;">680 - 770</span>
Good Brokens	820-1080	<span style="color: red;">810 - 1020</span>	820-1160	<span style="color: red;">810 - 1080</span>	830-1240	<span style="color: red;">830 - - 1240</span>
Other Brokens	720-810	<span style="color: red;">690 - 800</span>	720-810	<span style="color: gold;">710 - 800</span>	670-820	<span style="color: red;">650 - 820</span>
Better BOP1As	870-1000	<span style="color: gold;">860 - 1000</span>	870-960	<span style="color: gold;">860 - 1020</span>	870-1400	<span style="color: gold;">860 - - 1420</span>
Other BOP1As	810-860	<span style="color: green;">820 - 850</span>	800-860	<span style="color: gold;">800 - 850</span>	770-860	<span style="color: red;">730 - 850</span>

## DUSTS

### DUST1

Select Best Dust1's were firm to dearer by Rs. 50 per kg. The Best varieties where quality was maintained, appreciated by Rs. 40-60 per kg, whilst the others appreciated by Rs. 20 per kg. The Below Best types were dearer by Rs. 20-40 per kg, whilst the poorer sorts were firm to dearer by Rs. 20 per kg. Low Grown varieties were easier by Rs. 40-60 per kg, whilst the Below Best and the poorer sorts remained firm.

### DUST

Clean leaf secondaries declined by Rs. 40 per kg and more, whilst the poorer sorts together with the Low Grown varieties were firm.

### QUOTATIONS LKR

SALE DTE	HIGH		MEDIUM		LOW	
	24/25 Jun	01/02 Jul	24/25 Jun	01/02 Jul	24/25 Jun	01/02 Jul
Better Primary Dust (Orthodox)	1100-1500	<span style="color: green;">1120 - 1650</span>	960-1060	<span style="color: red;">940 - 1000</span>	980-1140	<span style="color: red;">900 - 940</span>
Better Primary Dust (CTC) P. Dust	1020-1240	<span style="color: red;">1000 - 1220</span>	1000-1180	<span style="color: red;">980 - 1040</span>	1120-1300	<span style="color: green;">1140 - 1360</span>
Below Best Primary Dust (Orthodox)	940-1080	<span style="color: red;">920 - 1100</span>	860-950	<span style="color: gold;">860 - 920</span>	780-960	<span style="color: green;">770 - 880</span>
Other Primary Dust (CTC) P. Dust	830-1000	<span style="color: gold;">830 - 980</span>	770-980	<span style="color: red;">730 - 960</span>	710-1100	<span style="color: red;">670 - 1100</span>
Other Primary Dust (Orthodox)	680-920	<span style="color: red;">630 - 900</span>	680-850	<span style="color: gold;">660 - 850</span>	680-770	<span style="color: red;">630 - 760</span>
Better Secondary Dust	900-1020	<span style="color: gold;">900 - 1200</span>	N/A	<span style="color: green;">800 - 890</span>	950-1080	<span style="color: red;">920 - 980</span>
Other Secondary Dust	640-880	<span style="color: red;">610 - 890</span>	640-760	<span style="color: green;">650 - 780</span>	650-940	<span style="color: red;">630 - 900</span>

## LOW GROWN TEAS

■ Incline from last week  
■ Decline from last week  
■ Static Market

<b>FBOP/FBOP1</b>	Well-made FBOP's together with the cleaner Below Best and cleaner teas at the bottom appreciated, whilst the balance were firm on last. FBOP1s, in general, were dearer.
<b>BOP</b>	BOP's, in general, were firm.
<b>BOP1</b>	Select Best and Best BOP1's were firm to dearer, whilst the balance together with the bolder varieties were firm.
<b>OP1</b>	Select Best and Best OP1's were dearer, whilst the balance were easier.
<b>OP</b>	Well-made OP's together with cleaner Below Best varieties appreciated, whilst the balance sold around last levels. The neater shorter varieties too appreciated, whilst the balance mixed/open varieties were irregular.
<b>OPA</b>	Well-made OPA's were dearer, whilst the balance maintained.
<b>PEKOE</b>	Select Best and Best PEK's were firm to dearer, whilst the balance together with the mixed/open varieties were easier. Teas at the bottom sold around last levels. Well-made PEK1's appreciated, whilst the balance sold around last levels.
<b>BOPF</b>	BOPF's, in general, were firm on last.
<b>FBOPF/FBOPF1</b>	Very Tippy teas together with the Best and Below Best varieties met with good demand and were dearer, whilst the balance too appreciated to a lesser extent. Select Best FF1's were firm, whilst the Best and Below Best varieties together with cleaner teas at the bottom were dearer. The balance were firm on last.

QUOTATIONS LKR SALE DTE	SELECT BEST		BEST		BELOW BEST		OTHERS	
	24/25 Jun	01/02 Jul	24/25 Jun	01/02 Jul	24/25 Jun	01/02 Jul	24/25 Jun	01/02 Jul
FBOP 1	1650-1800	1700 - 1900	1400-1550	1450 - 1600	1200-1300	1250 - 1350	1000-1100	1000 - 1100
FBOP	1900-2200	1950 - 2250	1500-1600	1500 - 1600	1150-1200	1200 - 1250	1000-1100	1000 - 1100
BOP 1	2200-3000	2250 - 3050	1700-2100	1750 - 2150	1000-1280	1000 - 1360	850-980	850 - 980
BOP	1700-2000	1700 - 2000	1300-1380	1350 - 1400	1100-1250	1150 - 1300	900-1000	900 - 1000
BOPF	1200-1400	1200 - 1400	900-1000	900 - 1000	850-900	850 - 900	800-850	800 - 850
FBOPF (TIPPY)/FBOPF SP	3000-4000	3500 - 4500	2000-2900	2500 - 3000	1600-1950	1800 - 2200	1000	1000 -
FBOPF 1	1500-1600	1550 - 1650	1300-1380	1350 - 1400	1200-1300	1250 - 1300	900-1050	950 - 1100
FBOPF	1360-1420	1500 - 1700	1200-1300	1300 - 1400	900-1000	950 - 1100	840-870	900 - 950
OP 1	2400-3250	2500 - 3200	2200-2350	2300 - 2450	1500-2150	1500 - 2250	900-1480	900 - 1480
OP	1320-1550	1400 - 1550	1240-1300	1280 - 1380	1100-1220	1160 - 1260	880-1080	880 - 1140
OPA	1300-1650	1360 - 1700	1100-1280	1180 - 1340	1000-1080	1000 - 1160	820-980	820 - 980
PEKOE	1500-2350	1550 - 2400	1300-1480	1340 - 1500	1100-1260	1100 - 1280	820-1080	820 - 1080
PEK 1	1700-2300	1700 - 2300	1400-1650	1500 - 1650	1200-1380	1240 - 1480	850-1180	900 - 1220

TOP PRICE

WESTERN MEDIUM			
Dartry Valley	BOP	@	1550
Ancoombra	BOP		1550
Harangalla	BOP		1550
Ancoombra	BOPSp		1500
Vellai Oya	BOPF/BOPFSp		1100
Orange Field	BOP1		1300
Craighead	FBOP/FBOP1	@	1650
Dartry Valley	FBOP/FBOP1	@	1650
Ancoombra	FBOPF/FBOPF1		1600
Harangalla	FBOPF/FBOPF1	@	1550
Dartry Valley	FBOPF/FBOPF1	@	1550
Hatale	FBOPF/FBOPF1		1550
Hatale	OP/OPA		1300
Kenilworth	OP1		1500
Roslin Hill	OP1		1500
Uplands	PEK/PEK1		2200
WESTERN HIGH			
Fairlawn	BOP		1480
Ingestre	BOP	@	1340
Alton	BOP	@	1280
Inverness	BOP		1280
Wattegodde	BOP		1280
Eildon Hall	BOPSp	@	1300
Alton	BOPF/BOPFSp	@	1500
Torrington	BOP1	@	1420
Bambrakelly	FBOP/FBOP1		1650
Torrington	FBOP/FBOP1	@	1500
Glenloch	FBOPF/FBOPF1	@	1460
Torrington	OP/OPA	@	1120
Fairlawn	OP/OPA		1120
Inverness	OP1		1380
Somerset	PEK/PEK1	@	1440
NUWARA ELIYAS			
Kenmare	BOP	@	920
Kenmare	BOPSp		1220
Mahagastotte	BOPF/BOPFSp	@	1100
Kenmare	FBOP/FBOP1		1160
Court Lodge	OP/OPA	@	960
Kenmare	OP/OPA	@	940
Kenmare	PEK/PEK1	@	960
Court Lodge	PEK/PEK1	@	920
UDAPUSSELLAWAS			
Kirklees	BOP		940
Gampaha	BOPSp		1280
Kirklees	BOPF/BOPFSp		1060
Maha Uva	BOP1	@	1380
Gampaha	FBOP/FBOP1		1500

UDAPUSSELLAWAS			
Blairlomond	FBOP/FBOP1	@	1400
Delmar	FBOPF/FBOPF1		1420
Blairlomond	OP/OPA	@	1060
Delmar	OP/OPA	@	1040
Delmar	OP1	@	1400
Maha Uva	OP1	@	1380
Blairlomond	OP1	@	1320
Gampaha	PEK/PEK1		1480
Blairlomond	PEK/PEK1	@	1460
Maha Uva	PEK/PEK1	@	1380
LOW GROWNS			
Brombil	BOP		2350
Kamarangapitiya	BOPSp	@	1900
Deshika Super	BOPSp		1800
Kelani	BOPSp	@	1750
Kings Bru	BOPF		1800
Sithaka	BOPF		1420
Pothotuwa	BOPF	@	1340
Rajjuruwatta Super	BOPFSp		2150
Sithaka	FBOP		2900
Dullie Ella	FBOP 1	@	2100
Ganganee	FBOPF		1800
Gunawardana	FBOPF	@	1750
Makandura	FBOPF 1		1750
Pothotuwa	BOP1	@	3050
Pothotuwa	OP1	@	3200
Mulatiyana Hills	OP1		2700
Gunawardena	OP1	@	2600
Himara	OP1		2600
Kiruwanaaganga	OP1	@	2500
Uruwala	OP	@	1550
Susantha	OP		1550
Green Lanka	OP		1550
Miriswatta	OP		1550
Pothotuwa	OP	@	1500
Morawakkorale	OP	@	1500
Madampe	OP	@	1500
Koppakanda	OP		1500
New Panilkanda	OP		1500
Galahitiya	OP		1500
Miriswatta	OPA		1700
Lumbini	PEK		2400
Galatara	PEK1		2300
Liyonta	PEK1		2300

@ - SOLD BY FORBES & WALKER TEA BROKERS (PVT) LTD. \*\* - ALL TIME RECORD PRICE. \* - EQUAL ALL TIME RECORD PRICE



UVA MEDIUM			
Demodera 'S'	BOP		1460
Gonakelle	BOPSp		1420
Uva Samovar	BOPSp	@	1380
Dickwella	BOPF/BOPFSp		1440
Demodera 'S'	BOP1	@	1900
Dickwella	BOP1	@	1800
Ury	BOP1		1800
Ury	FBOP/FBOP1		1600
Sarnia Plaiderie	FBOP/FBOP1		1600
Roseland Uva	FBOP/FBOP1		1600
Dickwella	FBOP/FBOP1	@	1500
Shawlands	FBOP/FBOP1	@	1480
Adawatte	FBOP/FBOP1		1480
Wewesse	FBOP/FBOP1		1480
Aruna Passara	FBOP/FBOP1		1480
Hindagala	FBOP/FBOP1		1480
Sarnia Plaiderie	FBOPF/FBOPF1		1480
Halpewatta Uva	FBOPF/FBOPF1		1480
Roseland Uva	FBOPF/FBOPF1		1480
Sarnia Plaiderie	OP/OPA		1280
Dickwella	OP1		1550
Haputale Super	PEK/PEK1	@	1600
Misty Uva	PEK/PEK1	@	1600
Sarnia Plaiderie	PEK/PEK1		1600
Dickwella	PEK/PEK1		1600
Aruna Keppetipola	PEK/PEK1		1600
Halpewatta Uva	PEK/PEK1	@	1550
Uva Samovar	PEK/PEK1	@	1550
Aruna Passara	PEK/PEK1		1550
Adawatte	PEK/PEK1		1550
UVA HIGH			
Ellathota Uva	BOP		1260
Gonamotawa	BOPSp	@	1320
Nayabedde	BOPF/BOPFSp	@	1200
Bandaraeliya	BOPF/BOPFSp	@	1120
Kelliebedde	BOPF/BOPFSp	@	1080
Uva Highlands	BOP1	@	1600
Gonamotawa	BOP1	@	1550
Glenanore	FBOP/FBOP1		1550
Ellathota Uva	FBOP/FBOP1	@	1460
Craig	FBOP/FBOP1		1460
Balagalaella	FBOPF/FBOPF1	@	1400
Gonamotawa	FBOPF/FBOPF1	@	1380
Spring Valley	FBOPF/FBOPF1	@	1380

UVA HIGH			
Mount Uva	FBOPF/FBOPF1		1380
Craig	FBOPF/FBOPF1		1380
Ellathota Uva	FBOPF/FBOPF1	@	1360
Ellathota Uva	OP/OPA		1140
Craig	OP1		1480
Gonamotawa	PEK/PEK1	@	1550
Battawatte	PEK/PEK1		1550
Ellathota Uva	PEK/PEK1		1550
UNORTHODOX HIGH			
Dunsinane CTC	PF1		1140
Ulugedara CTC	PF1		1140
Mount Vernon CTC	BPS		780
UNORTHODOX MEDIUM			
New Peacock CTC	PF1		1140
Aultmore CTC	BP1	@	810
Donside CTC	BPS		740
UNORTHODOX LOW			
Hingalgoda CTC	PF1		1500
Ceciliyan CTC	BP1		1240
Ross Field CTC	BPS		730
PREMIUM FLOWERY			
Adams View	FBOPFSp	@	4650
Kurunduwatta	FBOPFSp		4600
Wikiliya	FBOPFSp	@	4300
Yalta	FBOPFSp		4300
Lumbini	FBOPFSp		4300
New Batuwangala	FBOPExSp		5950
New Vithanakande	FBOPExSp1		4750
DUSTS			
Mattakkelle	DUST1		1650
Hingalgoda CTC	PD		1360
OFF GRADES			
Somerset	FGS/FGS1	@	1120
Wanarajah	FGS/FGS1	@	1000
Eildon Hall	FGS/FGS1	@	980
Dessford	FGS/FGS1		980
Wattegodde	FGS/FGS1		980
Hingalgoda CTC	PF		1200
Kosgahadola Ella	BM	@	1080
Avissawella	BM		1020
Gunawardana	BM	@	980
Galla	BM		980
Suposha	BP	@	1240
Chandrika Estate	BOP1A		1420

## QUANTITY SOLD

DURING THE PERIOD 23RD-28TH JUNE 2025	WEEKLY (KGS)		TODATE (KGS)	
	2025	2024	2025	2024
PRIVATE SALES	197,417	200,011	5,368,552	2,939,041
PUBLIC AUCTION	5,406,971	5,273,253	121,175,877	114,341,672
FORWARD CONTRACTS	44,000	39,500	1,358,831	847,450
DIRECT SALES	NIL	NIL	NIL	NIL
<b>TOTAL</b>	<b>5,648,388</b>	<b>5,512,764</b>	<b>127,903,260</b>	<b>118,128,163</b>
BMF EXCLUDED FROM PRIVATE SALE	27,900	91,800	982,324	1,147,527

## (QUANTITY SOLD AND THE AVERAGE PRICE PER AUCTION)

	Quantity (M/kgs)			AVG Price (LKR)			Avg Price (USD)		
	2025	2024	2023	2025	2024	2023	2025	2024	2023
18TH JUNE 2025	5.28	4.88	6.26	1104.01	1263.04	965.28	3.72	4.23	3.18
25TH JUNE 2025	5.41	5.27	5.63	1090.19	1267.83	982.79	3.67	4.24	3.29

Source: Central Bank of Sri Lanka / Buying Rates

## RATES OF EXCHANGE

SRI LANKA RUPEE APPROX PER UNIT OF CURRENCY

YEAR	2025	2024	2023
USD	295.91	300.54	301.32
STG.PD	405.11	380.07	382.63
EURO	347.33	320.98	328.46
YEN	2.05	1.87	2.09

Source: Central Bank of Sri Lanka / Buying Rates

## PUBLIC AUCTION/GROSS SALES AVERAGE

SALE NO 24 24TH/ 25TH JUNE 2025	WEEKLY(LKR)			TODATE (LKR)			WEEKLY(USD)			TODATE(USD)		
	2025	2024	2023	2025	2024	2023	2025	2024	2023	2025	2024	2023
Uva High Grown	963.24	1091.14	818.37	1037.46	1114.26	1052.27	3.25	3.65	2.74	3.51	3.65	3.17
Western High Grown	976.75	1162.91	851.68	1094.58	1196.33	1229.22	3.29	3.89	2.85	3.70	3.92	3.71
CTC High Grown	1040.18	1081.73	836.53	1074.53	1125.95	1106.17	3.51	3.61	2.80	3.63	3.69	3.34
High Grown (Summary)	972.36	1136.70	840.06	1076.71	1170.46	1176.19	3.28	3.80	2.81	3.64	3.84	3.55
Uva Medium Grown	1003.80	1149.92	884.95	1077.18	1154.98	1062.81	3.38	3.84	2.96	3.64	3.78	3.21
Western Medium Grown	929.90	1068.45	831.66	1015.47	1086.32	1049.47	3.13	3.57	2.79	3.43	3.56	3.17
CTC Medium Grown	914.44	1028.33	759.49	946.40	979.31	1002.67	3.08	3.44	2.54	3.20	3.21	3.02
Medium Grown (Summary)	958.30	1098.94	849.51	1035.45	1109.40	1053.66	3.23	3.67	2.85	3.50	3.64	3.18
Orthodox Low Grown	1194.00	1388.22	1100.38	1260.76	1400.59	1335.27	4.02	4.64	3.69	4.26	4.59	4.03
CTC Low Grown	973.76	982.55	863.33	984.95	1025.56	981.45	3.28	3.28	2.89	3.33	3.36	2.96
Low Grown(Summary)	1177.19	1362.92	1088.12	1247.09	1375.69	1315.71	3.97	4.55	3.65	4.21	4.51	3.97
<b>Total</b>	<b>1090.19</b>	<b>1267.83</b>	<b>982.79</b>	<b>1175.05</b>	<b>1287.14</b>	<b>1242.55</b>	<b>3.67</b>	<b>4.24</b>	<b>3.29</b>	<b>3.97</b>	<b>4.22</b>	<b>3.75</b>

Source: Oanda Exchange Rates

Source: MSL - Averages

## NATIONAL TEA SALE AVERAGES MONTH OF JUNE 2025

	MONTH(LKR)			TODATE (LKR)			MONTH(USD)			TODATE(USD)		
	2025	2024	2023	2025	2024	2023	2025	2024	2023	2025	2024	2023
Uva High Grown	996.24	1098.97	827.02	1047.53	1115.29	1051.61	3.32	3.62	2.75	3.52	3.63	3.18
Western High Grown	1002.06	1170.98	857.81	1106.52	1202.43	1222.56	3.34	3.85	2.85	3.72	3.92	3.69
CTC High Grown	1033.78	1105.50	809.02	1076.11	1125.99	1096.97	3.45	3.64	2.69	3.61	3.67	3.31
High Grown (Summary)	996.85	1133.00	848.57	1078.13	1153.23	1160.73	3.32	3.73	2.82	3.62	3.76	3.51
Uva Medium Grown	1029.27	1143.02	872.52	1077.87	1148.51	1048.76	3.43	3.76	2.90	3.62	3.74	3.17
Western Medium Grown	967.00	1064.47	830.94	1017.40	1088.70	1037.89	3.22	3.50	2.76	3.42	3.55	3.13
CTC Medium Grown	897.62	1013.20	755.84	943.80	976.10	981.46	2.99	3.33	2.51	3.17	3.18	2.96
Medium Grown (Summary)	986.38	1087.07	856.12	1029.89	1098.61	1055.43	3.29	3.58	2.84	3.46	3.58	3.19
Orthodox Low Grown	1219.10	1379.51	1087.25	1263.92	1403.23	1329.73	4.07	4.54	3.61	4.24	4.57	4.02
CTC Low Grown	990.31	987.50	856.88	983.27	1024.72	977.23	3.30	3.25	2.84	3.30	3.34	2.95
Low Grown(Summary)	1187.39	1336.85	1067.85	1228.85	1359.05	1297.15	3.96	4.40	3.54	4.13	4.43	3.92
<b>Total</b>	<b>1103.27</b>	<b>1243.69</b>	<b>974.36</b>	<b>1158.54</b>	<b>1265.67</b>	<b>1226.98</b>	<b>3.68</b>	<b>4.09</b>	<b>3.23</b>	<b>3.89</b>	<b>4.12</b>	<b>3.71</b>

Source: Oanda Exchange Rates

Source: SLTB



## WORLD TEA PRODUCTION (M/KGS)

	2023	2024	2025	TODATE			DIFFERENCE +/-	
	2023	2024	2025	2023	2024	2025	2023 vs 2024	2024 vs 2025
<b>May</b>								
Sri Lanka	26.8	24.6	25.4	111.6	104.8	113.9	-6.8	9.1

	2023	2024	2025	TODATE			DIFFERENCE +/-	
	2023	2024	2025	2023	2024	2025	2023 vs 2024	2024 vs 2025
<b>Apr</b>								
Bangladesh	5.1	4.9	2.3	7.6	6.7	3.9	-0.9	-2.8
Malawi	5.9	6	6.8	24.9	26.8	24.9	1.9	-1.9
North India	63.1	63.8	72.9	132.1	112.9	133.4	-19.2	20.5
South India	18.5	12.3	22.2	59.3	61.3	69.7	2	8.4

	2023	2024	2025	TODATE			DIFFERENCE +/-	
	2023	2024	2025	2023	2024	2025	2023 vs 2024	2024 vs 2025
<b>Mar</b>								
Kenya	30.5	54.3	37.9	118.1	168.8	136.9	50.7	-31.9

## DETAILS OF AWAITING SALE

**SALE NO : 26**

**Scheduled for 07TH/08TH JULY 2025**

	LOTS	QUANTITY
ExEstate	771	770,771
High & Medium	1,868	845,633
Leafy	2,073	809,397
Semi Leafy	1,555	668,851
Tippy	2,227	1,052,776
Premium Flowery	410	61,889
OffGrades	2,536	1,370,390
Dust	562	506,128
<b>Total</b>	<b>12,002</b>	<b>6,085,835</b>
RePrint	1,623	795,745

**14/07/2025**

**Buyers Prompt**

**15/07/2025**

**Sellers Prompt**

**This sale last year**  
**Sale No. 26 | 02ND/03RD JULY 2024**

**Lots** :10,211  
**Re-print Lots** :488  
**Quantity** :5,012,551 kgs  
**Re-print Quantity** :236,113 kgs

### LOW GROWN CATALOGUES

Violations Excluded

**19/06/2025**

**LEAFY**  
Closed

**SEMI-LEAFY**  
Closed

**TIPPY**  
Closed

### OTHER MAIN SALE CATALOGUES

**19/06/2025**

**HIGH & MEDIUM**  
Closed

**PREMIUM FLOWERY**  
Closed

**OFF GRADES**  
Closed

**NO .OF PKGS**

**164,369**

**CTC**

**10,145 Pkgs - 541,560 kgs**

### ORDER OF SALE

Approx Selling time of  
F&W Catalogues

**07TH**

**JULY 2025**

Ex-Estate	LG Large Leaf//Semi Leafy/LG Small Leaf/BOP1A/ Premium	High & Medium/Off Grade /Dust
<b>FW</b>	LC	BC
JK	AS	LC
CTB	MB	CTB
LC	EB	EB
AS	<b>FW</b>	JK
MB	CTB	AS
BC	BC	MB
EB	JK	<b>FW</b>

11.00am	Semi - Leafy Teas
12.00pm	Low Grown - Leafy Teas
12.30pm	Low Grown - Tippy Teas
3.00pm	BOP1A
4.00pm	Main Sale - High & Medium

**08TH**

**JULY 2025**

8.30am	Ex-Estate
9.30am	Premium Flowery
11.30am	Off Grade
1.30pm	Dust

BC - Bartleet Produce Marketing (Pvt) Ltd    FW - Forbes & Walker Tea Brokers (Pvt) Ltd

LC - Lanka Commodity Brokers Ltd    AS - Asia Siyaka Commodities PLC

EB - Eastern Brokers Ltd    JK - John Keells PLC

CTB - Ceylon Tea Brokers PLC    MB - Mercantile Produce Brokers (Pvt)Ltd

DETAILS OF AWAITING SALE

SALE NO : 27  
Scheduled for 15TH/16TH JULY 2025

	LOTS	QUANTITY
ExEstate	777	760,431
High & Medium	2,140	974,273
Leafy	2,210	889,195
Semi Leafy	1,672	737,193
Tippy	2,093	995,689
Premium Flowery	403	63,586
OffGrades	2,605	1,406,690
Dust	548	487,227
Total	12,448	6,314,284
RePrint	1,414	691,543

22/07/2025

Buyers Prompt

23/07/2025

Sellers Prompt

This sale last year  
Sale No. 27 | 09TH/10TH JULY 2024

Lots	:11,296
Re-print Lots	:671
Quantity	:5,582,750 kgs
Re-print Quantity	:322,822 kgs

LOW GROWN CATALOGUES

Violations Excluded

26/06/2025

LEAFY	SEMI-LEAFY	TIPPY
Closed	Closed	Closed

OTHER MAIN SALE CATALOGUES

26/06/2025

HIGH & MEDIUM	PREMIUM FLOWERY	OFF GRADES
Closed	Closed	Closed

NO .OF PKGS

172,572

CTC

10,130 Pkgs - 533,259 kgs

CATALOGUE CLOSURE DETAILS

15/16

JULY 2025

Sale No. 27

The Ex-Estate catalogue closed on 26th June 2025, excluding violations. The Main Sale catalogues too closed on 26th June 2025, excluding violations.

22/23

JULY 2025

Sale No. 28

The Ex-Estate and Main Sale catalogues are scheduled to close on 03rd July 2025.

29/30

JULY 2025

Sale No. 29

The Ex-Estate and Main Sale catalogues are scheduled to close on 11th July 2025.



# TEA MARKETS AROUND THE WORLD

## MOMBASA AUCTION

### 30TH JUNE AND 01ST JULY 2025 (SALE NO. 26)

#### MARKETS

Pakistan Packers and Bazaar were active with maintained interest from Yemen and other Middle Eastern countries. Kazakhstan and other CIS states lent strong support with some enquiry from Afghanistan. Egyptian Packers maintained activity with UK selective. Russia improved absorption but at lower rates with Sudan absent; South Sudan remained quiet. There was some activity from Local Packers with Somalia active at the lower end of the market.

#### OFFERINGS

Leaf Grades - 106,918 packages (6,996,177.00 kilos) - 55.00% unsold.

Dust Grades - 74,140 packages (5,532,180.00 kilos) - 41.49% unsold.

Secondary Grades - 20,580 packages (1,081,609.00 kilos) - 21.28% unsold.

#### LEAF GRADES (M2 & M3)

##### BP1:

Best - Appreciated by up to USC36 with some teas substantially dearer by USC56, USC85 and USC90.

Brighter - Irregular ranging between firm to mostly dearer by up to USC10 to easier by a similar margin.

Mediums - KTDA mediums were steady to USC10 above last levels where sold while plantation mediums were irregular.

Lower Medium - Firm to USC4 dearer to easier by up to USC11.

Plainer - Shed by up to USC13.

##### PF1:

Best - Met irregular interest varying between steady to USC15 dearer to easier by a similar margin.

Brighter - Saw irregular enquiry and varied between firm to USC10 above last levels to easier by up to USC20.

Mediums - KTDA mediums were steady to USC15 dearer to easier by up to USC4 with plantation mediums up to USC15 above previous levels but some lines shed up to USC9.

Lower Medium - Irregular varying between firm to mostly dearer by up to USC10 but select lines were up to USC3 below previous levels.

Plainer - Were irregular and varied between USC3 above last levels to easier by up to USC6.

CTC QUOTATIONS	BP1 - USC	PF1 - USC
Best	250 - 594	280 - 380
Good	252 - 310	274 - 324
Good Medium	230 - 272	271 - 310
Medium (KTDA)	170 - 182	170 - 254
Medium (Plantations)	125 - 202	152 - 215
Lower Medium	110 - 135	120 - 174
Plainer	082 - 108	082 - 118

#### DUST GRADES (M1)

##### PDUST:

Best - Eased by up to USC18 however a few Invoices were up to USC4 above previous rates.

Brighter - Steady to USC6 above last levels to easier by up to USC5.

Mediums - KTDA mediums were firm to USC2 dearer to easier by a similar margin while plantation mediums shed up to USC8.

Lower Medium - Held value with some teas up to USC7 dearer while a few invoices lost up to USC4.

Plainer - Irregularly eased by up to USC10.

##### DUST1:

Best - Saw improved but irregular enquiry ranging between firm to USC28 dearer to easier by up to USC8.

Brighter - Met more irregular interest ranging between steady to USC23 dearer to easier by up to USC19.

Mediums - KTDA mediums met more interest at firm to USC9 dearer with some lines up to USC16 below previous rates. Plantation mediums gained up to USC9.

Lower Medium - Steady to USC4 dearer to easier by up to USC5.

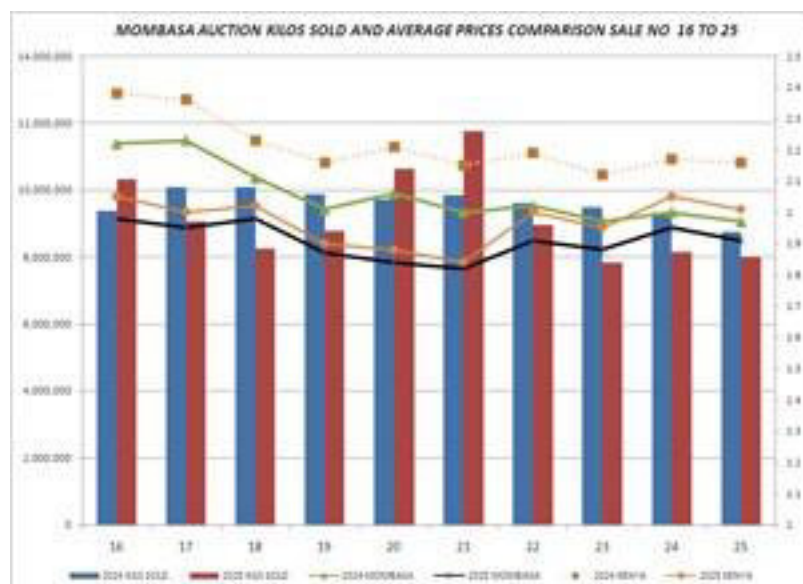
Plainer - Were irregular varying between USC11 dearer to easier by up to USC9.

CTC QUOTATIONS	PDUST - USC	DUST1 - USC
Best	250 - 322	250 - 368
Good	250 - 276	253 - 312
Good Medium	230 - 256	250 - 325
Medium (KTDA)	180 - 232	180 - 254
Medium (Plantations)	140 - 196	162 - 178
Lower Medium	110 - 145	114 - 148
Plainer	094 - 120	094 - 126

#### SECONDARY GRADES (S1)

In the Secondary Catalogues, best BPs were dearer while others were firm with PFs steady. Clean well sorted coloury Fannings held value with similar DUSTs firm to dearer by up to USC12. Other Fannings sold at previous rates while DUSTs met good but irregular enquiry. BMFs were well absorbed.

SECONDARY QUOTATIONS (USC)	BP / BP2	PF / PF2	FNGS1 / FNGS	DUST / DUST2	BMF
Best / Good	168 - 272	152 - 240	120 - 233	110 - 276	-
Good Medium / Medium	-	-	110 - 150	110 - 278	-
Lower Medium	096 - 160	100 - 150	090 - 128	079 - 126	088 - 098
Plainer	088 - 104	080 - 119	080 - 102	076 - 100	083 - 089



Courtesy - Africa Tea Brokers Limited.

## BANGLADESH AUCTION

### 30TH JUNE 2025 (SALE NO. 08)

CTC LEAF: 46,797 packages of teas on offer met with a good demand.

**BROKENS/FANNINGS:** A fair weight of good liquoring varieties sold well but mostly at easier rates ranging between Tk.255/- and Tk.280/-. Medium varieties met with a little less demand and sold between Tk.248/- and Tk. 253/-. Lesser varieties met with some demand but there were many withdrawals and where sold fetched between Tk.245/- and Tk.247/-. BLF teas met with a fairly good demand with a fair weight being unsold and these realised prices between Tk.170/- and Tk.219/-.

**DUST:** 12,686 packages of teas on offer met with a good demand. Well made good liquoring Dusts were in good demand and sold well in line with quality. Others were an

easier market and sold at a drop of Tk.5/- to Tk.8/- closely following quality. BLF Dusts met with a good competition with only a few withdrawals. Blenders lent strong support with fair interest from the Loose tea buyers.

**COMMENTS:** There was less competition noticeable in this sale particularly from the Blenders. Loose tea buyers were also not as active and as a result, withdrawals were quite heavy. Dusts sold well.

Our Catalogue: (Sale 8) Avg : Tk 240.52, Sold 73.66 % , (Sale 7) Avg : Tk 252.12, Sold 82.64%

QUOTATIONS	BROKENS	QUOTATIONS	FANNINGS
Best	2.10-2.30	Best	2.10-2.30
Good	2.04-2.08	Good	2.04-2.08
Medium	2.01-2.03	Medium	2.01-2.03
Plain	2.01-2.03	Plain	2.01-2.03
BLF	1.40-1.80	BLF	1.40-1.80

Courtesy - National Brokers Limited.

# TEA MARKETS AROUND THE WORLD

## COONOR AUCTION

27TH JUNE 2025 (SALE NO. 26)

### CTC LEAF

The total CTC leaf teas sold this week was 66.30%(1,278,830.61kgs) of the total offering of 1,928,748.15Kgs Demand:- Good for the Best, good & better medium, subdued for the medium and plainer.

Market:- Good demand prevailed for the best & good category teas with prices at irregular levels based on quality. Few invoices of better medium category fetched handsome gains on competition. Medium and plainer teas continue to see a decline in prices with few blacker fanning grade selling at steady prices. Buying Pattern:- Major blenders were fairly active on better category, medium & plainer broken. Lesser participation from the western India Packateer was seen this week. Regional & other up country buyers were active on best & good teas but restricted their buying on medium and plainer teas. Exporters to Iraq, CIS and Russia continued lend fair support. The major blenders off- take was 49.00% of the total CTC leaf sold.

### ORTHODOX LEAF

Demand:- Good and slightly improved for leaf grade, good demand on the dust.

Market:- The whole leaf in both High grown and others sold irregular and dearer following quality. A similar trend continued for the broken too. Fanning grade sold irregularly easier. Buying Pattern:- Russian and CIS buyers continued to be fairly active along with Internal buyers.

### CTC DUST

DEMAND: - Good demand for the best, good and better medium, remainders met with selective demand..

MARKET: - CTC dust offer this week was at 495,613.34Kgs of which 358,268.54kgs were sold (72.29%).

Best & good teas sold at irregular prices closely following quality and competition. Better medium teas sold irregular and dearer especially at the top end.

Medium and plainer dust sold irregularly easier by Rs 2 to 4 with larger percentage of teas in this segments continued to remain unsold due to want of bids.

BUYING PATTERN: - Major blenders continued to be selective. Regional and local packeteers were fairly selective. Up country buyers were subdued. Increased participation from the exporters were seen this week but at easier prices on the medium and plainer teas and they restricted their purchases to blacker sorts only.

### ORTHODOX DUST

DEMAND: - Good demand on primary dust, secondary met with less demand.

MARKET: - Primary dust sold dearer on quality and competition & secondary teas sold irregular and easier.

BUYING PATTERN: -Regional & local packateers were fairly active on primary dusts. Exporters were selective on the secondary dusts.

Courtesy - J.Thomas & Co. Pvt. Ltd.

# TEA MARKETS AROUND THE WORLD

## KOLKATA AUCTION

01ST JULY 2025 (SALE NO. 27)

	2025	2024	DIFFERENCE
CTC	68,363	41,393	26,970
ORTHODOX	63,621	40,558	23,063
DUST	31,007	22,180	8,827

### KOLKATA SALE DUST MARKET

#### MARKET REPORT:

All sorts easier.

#### BUYING PATTERN:

HUL: Operating at lower levels

Western India: Operating West Bengal Manufacturing: Selective

### KOLKATA SALE CTC MARKET

#### MARKET REPORT:

Market opened to good demand. Liquoring Assams meeting with good enquiry at irregularly easier levels. Mediums selling around last levels. Plainer Dooars seen so far similar trend.

#### BUYING PATTERN:

Western India: Good support

HUL: Operating

Exporters: Fair enquiry Other internal/Local: Operating TCPL: Quiet so far

### KOLKATA SALE ORTHODOX MARKET

#### MARKET REPORT:

Market opened to strong demand. Select few tippy teas on offer selling readily. Well made Whole Leaf and Brokens firm around last. Remainder Whole Leaf and Brokens selling irregular around last levels. Fannings and Cleaner Secondaries firm around last levels.

#### BUYING PATTERN:

Middle East : Active

CIS: Good Support

HUL: Selective

Courtesy - J Thomas & Company Private Limited

## SILIGURI AUCTION

2ND JULY 2025

	2025-2026	2024-2025	DIFFERENCE
CTC	132,697	67,780	64,917
DARJEELING	-	-	-
GREEN	-	-	-
DUST	14,666	12,045	2,621
TOTAL	147,363	79,825	67,538

### CTC LEAF MARKET REPORT - 2ND JULY 2025

#### STAC OFFERINGS IN PACKAGES (SALE NO 27)

DEMAND / MARKET DETAILS: Market opened to fair demand. Good and Best sorts irregularly lower following quality. Medium and Plainer varieties yet to be seen.

#### BUYING PATTERN:

Internal/ Local Packeteers: Mainstay

W.I: Selective

TCPL/ HUL: Silent so far.

Courtesy - J. THOMAS & CO. PVT. LTD, SILIGURI

## TEA MARKETS AROUND THE WORLD MALAWI AUCTION

### 02ND JULY 2025 (SALE NO. 27)

There was improved demand for the 5440 packages on offer at irregular rates.

BP1 were firm on last where sold

PF1 - Few selected invoices held firm to 6USC dearer, balance were taken out.

PD were neglected.

D1 tended firm where sold.

PF1SC - Few invoices on offer sold on last rates.

Secondary fngs sold at irregular rates, respective dusts were neglected.

Courtesy -TEA BROKERS CENTRAL AFRICA LIMITED

## GUWAHATI AUCTION

### 02ND JULY 2025 (SALE NO. 27)

Guwahati Opening CTC Market Report

Market:

Good demand for the better liquoring Assams at barely steady rates. Fair demand for the remainder at steady to easier rates following quality. (TBG - 53 %, PTM running at 72 %)

Buying Pattern:

HUL, Western India, North India, Exporters operating.

Courtesy - ASSOCIATED BROKERS PVT. LTD - Guwahati

## COCHIN AUCTION

The above market report details were not available at the time of printing this publication.